


XQ R MIG/MAG



WE ARE WELDING

AUTOMATIC WELDING TORCHES

FLEXIBLE COMPLETE SYSTEMS
FOR AUTOMATED WELDING



WELDING TORCHES FOR AUTOMATED WELDING.

ACHIEVE THE HIGHEST QUALITY, AUTOMATICALLY.

With the EWM XQ R welding machine series, when it comes to choosing your welding torch, the possibilities are endless. Simple choose your welding torch from the following variants and tailor it to fit your personal welding task needs: standard or hollow-wrist variants, gas or water cooling. You also have the option of a drum feed connection. Welding torches with various neck bend angles or a swan neck, collision sensor, wire feeders and other welding accessories complete the system.

EWM RMT hollow-wrist robot welding torches
Gas or water-cooled



M Drive 4 Rob 5 HW XR robotic wire feeder



Titan XQ R puls or Phoenix XQ R puls



EWM RMT robot welding torches
Gas or water-cooled




M Drive 4 Rob 5 XR robotic wire feeder



EWM AMT Automated welding torch
Gas or water-cooled



Made in Germany. Special lengths and bend angles on request.



MIG/MAG ROBOT WELDING TORCHES.

THE RMT RSA SERIES.

- MIG/MAG robot welding torch, gas or water-cooled
- Maximum TCP safety
- Modular construction
- Quick-change torch neck
- Water stop for coolant (water-cooled version)
- Continuous liner for smooth wire feeding
- Push buttons for wire inching, wire return, gas test (function dependent on wire feeder)
- Suitable for M Drive 4 Rob 2, 3, 5 robotic wire feeder



Hose package

- With push-button for gas test and wire inching and wire return
 - Robust corrugated tube hose
- Optional accessories such as collision sensor, anti-kink device, etc. available

EWM collision sensor RSA

- Protects against robot damage
- High reset precision
- Flange plates for all robot manufacturers

	RMT301G	RMT301W	RMT351W	RMT551W	RMT651W
Duty cycle, CO ₂	340 A/100%	270 A/100%	350 A/100%	650 A/100%	650 A/100%
Duty cycle, M21	270 A/100 %	250 A/100%	300 A/100%	550 A/100%	600 A/100%
Duty cycle, M21 pulse	220 A/100%	220 A/100%	260 A/100%	500 A/100%	550 A/100%
Wire diameter	0.8–1.2 mm				0.8–2.0 mm
Standard bend angle	22.5°/35°/45°		0°/22.5°/35°/45°		
Thread, contact tip	M9	M7	M9		

EWM RMT torch neck with crown nut

- Gas or water-cooled
- Various bend angles or swan neck
- Available as short and long version
- Special torches possible

Additional versions available on request

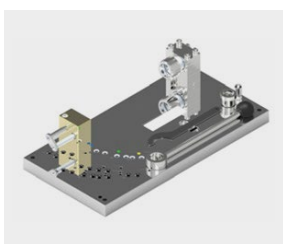


Gas nozzle sensor as standard

Tactile weld seam search using the gas nozzle's position search function

Torch holder

- Various versions
- TCP exact



Testing and straightening gauge



TCP calibration points



Multi-functional key



Welding fume extraction kit

MIG/MAG ROBOT WELDING TORCH FOR HOLLOW-WRIST ROBOTS.

THE RMT RSA HW SERIES.

- MIG/MAG welding torch for hollow wrist robots, water-cooled
- Maximum TCP safety
- Modular construction
- Quick-change torch neck
- Water stop for coolant (water-cooled version)
- Continuous liner for smooth wire feeding
- Suitable for M Drive 4 Rob 5 HW robotic wire feeder

EWM hollow-wrist collision sensor RSA HW

- Protects against robot damage
- High reset precision
- Flange plates for all robot manufacturers

Hose package

- Robust corrugated tube hose



	RMT301G	RMT301W	RMT351W	RMT551W	RMT651W
Duty cycle, CO ₂	340 A/100%	330 A/100%	350 A/100%	650 A/100%	650 A/100%
Duty cycle, M21	270 A/100 %	290 A/100%	300 A/100%	550 A/100%	600 A/100%
Duty cycle, M21 pulse	220 A/100%	250 A/100%	260 A/100%	500 A/100%	550 A/100%
Wire diameter	0.8–1.2 mm				0.8–2.0 mm
Standard bend angle	22.5°/35°/45°		0°/22.5°/35°/45°		
Thread, contact tip	M9	M7		M9	

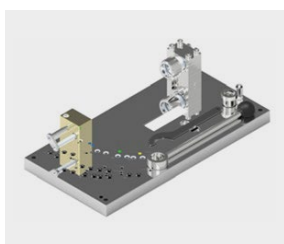
EWM RMT torch neck with crown nut

- Various bend angles or swan neck
- Available as short and long version

Gas nozzle sensor

Tactile weld seam search using the gas nozzle's position search function

Additional versions available on request



Testing and straightening gauge



TCP calibration point



Retraction aid for hose package




Welding fume extraction torch kit

MIG/MAG AUTOMATED WELDING TORCH.

THE AMT SERIES.

The perfect addition for mechanised and automated production. Our automated welding torches are customisable for any application, allowing you to tailor your torch perfectly to your needs and individual welding tasks. Combined with the EWM welding processes, you will be able to work flexibly and efficiently.

- MIG/MAG automated welding torch, water-cooled or gas-cooled
- Optimum cooling thanks to profiled inner tubes
- Fabric-coated coolant tubes for even greater robustness
- 38 mm clamping range diameter



	AMT301G	AMT451W	AMT551W
Duty cycle, CO ₂	330 A/60%	500 A/100%	650 A/100%
Duty cycle, M21	300 A/60%	450 A/100%	550 A/100%
Duty cycle, M21 pulse	210 A/60%	350 A/100%	500 A/100%
Wire diameter	0.8–1.2 mm	0.8–1.6 mm	0.8–2.0 mm
Standard bend angle		0°/22°/36°/45°	
Thread, contact tip		M9	



Consumables sets



Various bend angles



WE ARE WELDING

We're happy to help: sales@ewm-group.com

EWM is your partner for the best welding technology. With EWM, you'll weld more efficiently, more reliably and produce higher-quality results. EWM's innovative systems, high-performance welding procedures, digital technologies and services as well as expert consultation all support you in achieving perfect results from your welding tasks.



EWM GmbH

Dr. Günter-Henle-Straße 8
56271 Mündersbach
Germany

Tel: +49 2680 181 0
Fax: +49 2680 181 244
E-mail: info@ewm-group.com



www.ewm-group.com/en/

053-000224-00001 / 2023-07 / © EWM GmbH